

TIGER®

INDY 500®



SEGA®



71525011WTIE-01
MODEL 71-525

game.com™

CONTENTS

I ntroduction	3
O bject	3
P laying the Game	3 -- 7
O ptions	8 -- 9
D efective Carts	10
W arranty	10 -- 11

INTRODUCTION

Since 1911, the INDY 500 has been the ultimate challenge for race car drivers. A competition of endurance and speed, the INDY 500 puts the best drivers to the test. 33 cars run for glory. They slam into walls, they lose parts, they explode. Only one car and one driver can win.

OBJECT

You've just entered the race of your life, the INDY 500. The goal is simple: beat 32 other drivers to the checkered flag and win. Determination, skill and guts will decide the champion!


PLAYING THE GAME

Make sure your game.com system is OFF. Insert the INDY 500 cartridge into cartridge slot 1. Turn on game.com. Touch CARTRIDGE on the Main Menu Screen. After a brief animation, you will find yourself at the INDY 500 Title Screen.

At the main INDY 500 Title Screen, touch START. This highlights your choice. Next, touch ENTER to lock in your selection. Your other choice, OPTIONS, is discussed later.



HIGHLIGHT START AND THEN PRESS ENTER TO BEGIN THE INDY 500!




TOUCH NEXT CAR TO CYCLE THROUGH THE CARS.

Now it's time to select your car. There are 3 to choose from. Each has different attributes. Some can ACCELERATE quicker than the others. Some can GRIP the road better. And some have a higher TOP SPEED.

To check these statistics out and cycle through the cars, touch the NEXT CAR arrow. When you have selected your car, press the "A" button to lock in your choice.

Now that you have your car, select your transmission. Choose either AUTOMATIC or 6 SPEED MANUAL by touching the one you want.



WOULD YOU LIKE AN AUTOMATIC OR MANUAL TRANSMISSION?

Now you're ready to go! All drivers must go through the Time Trial to determine their starting position in the INDY 500. You need to complete 4 laps of the INDY track. The quicker you go, the better your position will be when the race begins. You'll notice a Pace Car just ahead of you in the Time Trial. You won't be able to pass this car.

RACE CONTROLS

Press the D-Pad ◀ and ▶	Steer left and right
Press the D-Pad ▲	Switch car views
"A" button	Accelerate
"B" button	Brake
"C" button	Shift gear up (Manual Transmission only)
"D" button	Shift gear down (Manual Transmission only)

Once you have finished the Time Trial, your results will be displayed.

TIME TRIAL RESULT		
FIRST		00:58
SECOND		01:01
THIRD		01:02
THIRTY THREE		02:01
PLAYER		01:11
RANKING		08
		EXIT

FIRST indicates the time of the quickest car in the Trial.

SECOND refers to the time of the second quickest car in the Trial.

THIRD (you guessed it) is the third quickest car's time.


THIRTY THREE is the time of the slowest car in the trials. (There are 33 cars competing)

PLAYER designates your time in the trials.

RANKING will show your position relative to the other 33 cars in the Trial. This ranking will be your starting position in the INDY 500. The better you do in the Trial, the better your initial position will be for the real race.

Now the real INDY 500 can begin. You'll begin the race in the position in which the Time Trial ranked you.

If you have too many accidents during the race, your car will become damaged. When this occurs, your top speed will decrease. To fix this you must make a pit stop. When you see the PIT symbol, make a hard right to pull over. You'll lose a little time, but your car will be repaired and your speed will be restored to normal.



PULL IN FOR A PIT STOP WHEN YOU SEE THIS SIGN. **PIT** →

This is not only a race of speed, but also one of endurance and strategy. Watch out for road hazards and other drivers. Practice when to make your move and when to hold off. The slightest error could cost you the race, or worse yet, your Indy car. Good luck!

OPTIONS

If you touch OPTIONS on the INDY 500 Title Screen you'll be able to change the options that affect your game.



SELECT RACING CONDITIONS ON THIS SCREEN.

You can change the Difficulty and Weather settings. If you want, you may listen to some of the sound effects (SFX) here also.

To change the difficulty level, touch the current setting to highlight it. Next tap the setting to cycle through the possibilities. You may choose EASY, MEDIUM or HARD.

EASY 10 LAPS

MEDIUM 15 LAPS

HARD 20 LAPS

The default setting is MEDIUM.

If you want, you may also change the Weather conditions. Touch the current setting next to the word WEATHER to highlight it. Next, tap the setting to cycle to the next choice.

You may choose either SUNNY or RAIN. A SUNNY track will provide an optimal racing experience. If you choose RAIN, the track will be slicker and the car will be more difficult to handle. You will probably crash more often on a wet track. The default setting is SUNNY.

If you want to listen to some of the sound effects on this cartridge, touch SFX next to SOUND TEST. Tap the selection to cycle through the choices. When you have decided which one to listen to, touch the speaker icon that is adjacent to the SFX #.



TOUCH HERE TO LISTEN TO THE SOUND EFFECT.

DEFECTIVE CARTS

If you find that your new INDY 500 **game.com** cartridge is damaged or non-functional, DO NOT RETURN THE GAME TO THE STORE. The store will not have replacement cartridges. Instead write to us at:

TIGER ELECTRONICS REPAIR CENTER
980 Woodlands Parkway
Vernon Hills, Illinois 60061 USA

Please include a note with your return explaining the problem along with a sales slip, date, place of purchase and price paid. We will do our best to repair or replace your cart promptly.

90 DAY LIMITED WARRANTY

Tiger Electronics, Inc. (Tiger) warrants to the original consumer purchaser of this product that the product will be free from defects in materials or workmanship for 90 days from the date of original purchase. This warranty does not cover damages resulting from accident, negligence, improper service or use or other causes not arising out of defects in materials or workmanship.

During this 90-day warranty period, the product will either be repaired or replaced (at Tiger's option) without charge to the purchaser, when returned with proof of the date of purchase to Tiger.

Product returned to Tiger without proof of the date of purchase or after the 90-day warranty period has expired, but prior to one year from the original date of purchase, will be repaired or replaced (at Tiger's option) for a service fee of U.S. \$10. Payments must be by check or money order payable to Tiger Electronics, Inc.

The foregoing states the purchaser's sole and exclusive remedy for any breach of warranty with respect to the product.

All product returned must be shipped prepaid and insured for loss or damage to:
Tiger Electronics, Inc. Repair Dept.
980 Woodlands Parkway
Vernon Hills, Illinois 60061 U.S.A.

The product should be carefully packed in the original box or other packing materials sufficient to avoid damage during shipment. Include a complete written description of the defect, a check if product is beyond the 90-day warranty period, and your printed name, address and telephone number.

THIS WARRANTY IS IN LIEU OF ALL OTHER WARRANTIES AND NO OTHER REPRESENTATIVES OR CLAIMS OF ANY NATURE SHALL BE BINDING ON OR OBLIGATE TIGER IN ANY WAY. ANY IMPLIED WARRANTIES APPLICABLE TO THIS PRODUCT, INCLUDING WARRANTIES OF MERCHANTABILITY OR FITNESS FOR A PARTICULAR PURPOSE, ARE LIMITED TO THE NINETY (90) DAY PERIOD DESCRIBED ABOVE. IN NO EVENT WILL TIGER BE LIABLE FOR ANY SPECIAL, INCIDENTAL, OR CONSEQUENTIAL DAMAGES RESULTING FROM POSSESSION, USE, OR MALFUNCTION OF THIS TIGER PRODUCT.

Some states do not allow limitations as to how long an implied warranty lasts and/or exclusions or limitations of incidental or consequential damages, so the above limitations and/or exclusions of liability may not apply to you. This warranty gives you specific rights, and you may also have other rights which vary from state to state.

If your product is not working properly, or if you have any questions and/or comments, please call us toll-free at 1-888-TIGR-SOS, and a service representative will be happy to help you.

Indy 500 is a registered trademark of the Indianapolis Motor
Speedway Corporation, used under license from IMS Properties, Inc.
®, TM, & © 1997 Tiger Electronics, Inc. All rights reserved.

TIGER ELECTRONICS, INC.
980 Woodlands Parkway
Vernon Hills, Illinois 60061 USA
1-888-TIGR-SOS

www.tigertoys.com

TIGER ELECTRONICS (UK) LLC.
Belvedere House, Victoria Avenue
Harrogate, North Yorkshire HG1 1EL, England.