

# SUPERVISION<sup>®</sup>

PORTABLE VIDEO GAME SYSTEM WITH GIANT SCREEN

CLASSIC

CASINO

Poker

Dealer must

BLACK JACK

Slot  
Machine



GAMES





# SUPERVISION<sup>®</sup>

PORTABLE VIDEO GAME SYSTEM WITH GIANT SCREEN

# SUPERVISION<sup>®</sup>



PORTABLE VIDEO GAME SYSTEM WITH GIANT SCREEN



# SUPERVISION

PORTABLE VIDEO GAME SYSTEM WITH GIANT SCREEN

## CLASSIC CASINO



### TECHNICAL SPECIFICATIONS:

- Giant LCD display 7x7cm (2.75"x2.75")
- High resolution 25600 pixels
  - Stereo sound
  - Battery indicator
  - DC 6 Volt
  - DC jack for adapter
- Adjustment for volume and contrast
- Exchangeable cartridge system

### OPTIONAL FEATURE:

- TV-link with interface

ITEM NO. 9418

Made in China



7 51688 09418 7



Please keep this package for the information printed on it.  
Not suitable for children less than 36 months old.  
Some small parts can be removed (batteries and cover)  
and might be swallowed accidentally.



## **Congratulations!!!**

You have just opened the newest family entertainment product in the marketplace today. Your Classic Casino SuperVision is the key to unlock the many new and exciting worlds of family entertainment that can only be played on your SuperVision. Not only can your SuperVision play our fun filled Casino Games, it can also play any one of over 50 exciting SuperVision Games.

For a limited time, the maker of SuperVision is making available to you the owner of Classic Casino SuperVision a **special one time offer**.

### **Special Offer!!**

A six game package, consisting of the following games:— Carrier, Bubble World, Jaguar Bomber, Climber, Olympic Trials and Untouchable, for the unbelievable low, low price of just **\$59.95**. Just \$59.95 for six games on 6 individual cartridges. That is half the suggested retail of \$120.00.

### **Bonus Offer!!**

If you act now, for an extra \$15.95, we will include one SuperVision AC/DC Adapter and attractive SuperVision Carry Case. Again a \$30.00 retail value.

Please send your check or money order to "Goldnation – SuperVision 1994 Offer" for \$59.95 plus \$5.95 shipping and handling to:

Goldnation (USA) Inc.  
251 E. Redondo Beach Blvd.  
Gardena, CA 90248

For faster service, please call: **800-869 8866** and use your Visa or Master Card.

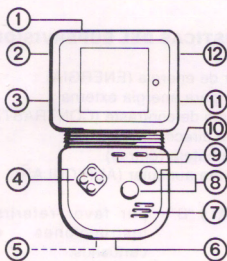
Again, thank you for purchasing Classic Casino SuperVision, and have many happy hours of fun with Supervision. Beware, once you start to play you may not be able to stop.



# SUPERVISION™

## SECTION 1

### SUPERVISION Features



1. Power Switch (POWER)
2. External Power Supply Jack
3. Contrast Adjustment (CONTRAST)
4. Direction Buttons
5. Battery Cover (back)
6. Headphones Jack (PHONES)
7. Speaker
8. "A" & "B" Buttons - Please refer the game cartridges instruction.
9. Select Buttons
10. Start Buttons
11. Volume Dial (VOLUME)
12. Two Player Link (comm. port)

**Machine is bendable**

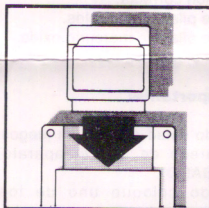
## SECTION 2

How to install the batteries?

- Remove the cover on the back of the **SuperVision** and insert the four "AA" batteries.
- Make sure that the batteries, plus (+) and minus (-) ends are facing the right directions.
- Do not use the rechargeable batteries.
- Do not use mercury oxide batteries.
- For best results, use alkaline batteries.

### Important Notice:

- When changing a game cartridge, make sure the power is turned "OFF".
- When inserting a game cartridge into the SuperVision slot, please make sure the side with the LABEL faces outward.
- This unit has been provided with a 8 direction key control button for better fingers' movement on action games.
- For standard games you will be able to control 4 directions by pushing the four corners of the button only.



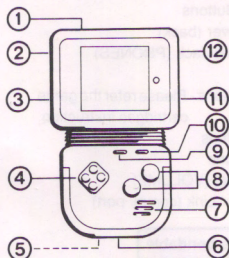
## SECTION 3

FAULT	SUGGESTED ACTION
The display is black	<ul style="list-style-type: none"> <li>• Adjust the contrast</li> </ul>
The LED is dim	<ul style="list-style-type: none"> <li>• Replace the batteries</li> </ul>
No sound can be heard during the game	<ul style="list-style-type: none"> <li>• Check that the game cartridge is inserted properly</li> <li>• Adjust the sound volume</li> </ul>
There is nothing on the display when the power is turned on	<ul style="list-style-type: none"> <li>• Turn OFF the power, wait a moment and turn it ON again</li> <li>• Adjust the contrast</li> <li>• Check that the game cartridge is inserted properly</li> </ul>



## SPANISH SECCION 1

### CARACTERISTICAS DEL SUPERVISION



1. Interruptor de energia (ENERGIA)
2. Interruptor para energia externa
3. Ajustamiento de contraste (CONTRASTE)
4. Botones de direcci3n
5. Tapa de la bateia (detras)
6. Cubierta para auricular (AURICULAR)
7. Parlantes
8. Botones "A" y "B" - por favor referirse a las instrucciones de los cartuchos.
9. Botones de selecci3n
10. Botones para comenzar
11. Sintonzar volumen (VOLUMEN)
12. Eslab3n para dos jugadores (comm. port)

**La m3quina se puede doblar**

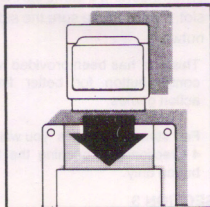
## SECCION 2

C3mo instalar las pilas?

- Quite la tapa de la parte trasera de la SuperVisi3n y coloque cuatro pilas "AA".
- Asegurese de que los menos (-) y los mas (+) al final de las pilas esten colocados en la direcci3n correcta.
- No use pilas recargables.
- No use pilas de mercurio oxido.
- Para mejor resultados, use pilas alcalinas.

### Nota Importante:

- Cuando usted cambie los juegos de cartucho, asegurese de que el aparato esta "OFF" (APAGADO).
- Cuando coloque uno de los juegos de cartucho dentro de la ranura del SuperVisi3n, asegurese de que el lado con la etiqueta queda hacia afuera.
- Est3 unidad viene con 8 teclas de direcci3n y bot3n de control para mejor movimiento de los dedos en los juegos de acci3n.
- Para juegos corrientes usted puede controlar las cuatro direcciones presionando solamente las cuatro esquinas del bot3n.



## SECCION 3

FALLA	SUGERENCIA
La pantalla esta negra	<ul style="list-style-type: none"> <li>• Ajustar el contraste</li> </ul>
El LED es d3bil No se escucha ning3n sonido durante el juego	<ul style="list-style-type: none"> <li>• Cambie las baterias</li> <li>• Verifique que el juego de cartucho ha sido colocado propiamente</li> <li>• Ajustar el volumen del sonido</li> </ul>
No aparece nada en la la pantalla cuando se prende el aparato	<ul style="list-style-type: none"> <li>• Apague el aparato, espere por un momento y prendalo nuevamente.</li> <li>• Ajustar el contraste</li> <li>• Verifique que el cartucho ha sido colocado propiamente.</li> </ul>



PLEASE  
PLACE  
STAMP  
HERE

NAME	
ADDRESS	
CITY	STATE ZIP

Goldnation ( U. S. A. ) Inc.  
251 E. Redondo Beach Blvd.  
Gardena, CA 90248  
U. S. A.

Dear Customer:

We at Goldnation ( U. S. A. ) Inc. would like to thank you for purchasing our product. In order to help us in maintaining our quality line of products and developing new products in the future, we would like to receive your feedback by answering the questions on the warranty information card. Please keep this portion of your warranty after you have mailed your warranty information card to us.

We once again thank for your recent purchase and hope you and your family will satisfy to our product's quality.

Goldnation (U.S.A.) Inc.



**SUPERVISION  
LIMITED WARRANTY**

Goldnation ( U. S. A. ) Inc., warrants to the original consumer purchaser that the Supervision Video Game System shall be free from defects in material and workmanship for a period of 90 days from the date of purchase. If a defect covered by this warranty occurs during this 90-day warranty period, Goldnation will repair or replace the defective system or component part, at its option, free of charge upon proof of original purchase.

This warranty does not apply if the defects have been caused by negligence, accident, unreasonable use, modification, tampering, or any other causes not related to defective materials or workmanship.

Goldnation (U.S.A.) Inc.'s liability is limited solely to the repair of this product. We disclaim liability for consequential damages, for breach of any express or implied warranties including merchantability or fitness for purpose. This warranty gives you specific legal rights and you may have other rights that may vary from state to state.

To receive service or a replacement product under this warranty, contact the Goldnation Service Centre on PH 310-7688866 to ask for an Authorization No. then send the product, postage paid with the Authorization No. and proof of purchase.

Goldnation ( U. S. A. ) Inc.  
251 E. Redondo Beach Blvd.  
Gardena, CA 90248  
U.S.A.

Please detach here — Keep this portion for your records.

Please send this section back to the company.

## CUSTOMER REPLY CARD

NAME \_\_\_\_\_

[illegible]

STREET ADDRESS

[illegible]

CITY

STATE ZIP CODE

TELEPHONE NO.

--	--	--	--

Thank you for buying the Supervision Video Game System.

To enter a drawing to receive to FREE two more Supervision Games, simply fill out the card and return it to us. The drawings are held once a month. Winners are notified by mail.

NAME \_\_\_\_\_

STREET ADDRESS

CITY

STATE

ZIP CODE

TELEPHONE NO.

1. Name of store where product was purchased? \_\_\_\_\_

Date of purchase or receipt \_\_\_\_\_ Product Purchase Price \_\_\_\_\_

2. Age of person receiving this product? Boy \_\_\_\_\_ Girl \_\_\_\_\_

3. Ages of other children in household? Boys \_\_\_\_\_ Girls \_\_\_\_\_

4. Who bought this item?

Child ☐  
Mother ☐

Father ☐

Grandparents ☐

Relative ☐

Other ☐

5. What occasion was this item purchased for?

Christmas/Chanukah ☐  
Brithday ☐

Child asked ☐  
Graduation ☐

Other ☐

6. Why did you purchase this particular product? ( Circle one only )

1. Played it before buying
2. Friend recommended it
3. Saw an ad for it
4. Played it at an arcade
5. Read a magazine article/review
6. Saw an in-store display
7. Heard a radio commercial
8. Salesperson's recommendation
9. Other \_\_\_\_\_

7. What game or computer systems are in your household?

1. Nintendo
2. Turbo Grafx
3. Amiga
4. PC ( IBM or other )
5. Atari Lynx
6. Gameboy
7. Sega Master System II
8. Genesis
9. Macintosh
10. None of this

8. What are your three favorite magazines?

Date: \_\_\_\_\_

Signature: \_\_\_\_\_



# Supervision Order Form

## SHIP TO

Name	Name		
Address	Address		
City	City	State	Zip
State/Province	<input type="checkbox"/> Check or Money Order ( US\$, US or Canadian Bank ) <input type="checkbox"/> Visa <input type="checkbox"/> Mastercard		
Postal/Zip Code	Credit Card #	Expiration Date /	
Daytime Phone ( )	Signature		

### ITEMS ORDERED

[illegible]

### SHIPPING & HANDLING CHARGES

\$5 for one item\*

2nd Day \$7.50 for 1 item\*

Overnight Express \$25 for 1 item\*

UPS Ground \$10 each

\*Add \$1 for each additional item

Subtotal

CA resident add applicable sales tax

### Shipping & Handling

TOTAL

Please make check or money order payable to Goldnation USA Inc.  
Please allow 1 – 3 weeks for delivery

## HOW TO PLACE AN ORDER

**PHONE**

To order by phone with VISA/MC, call  
1-800-8698866. Outside North America,  
call 1-310-768 8866 Monday – Friday  
from 8 am to 5 pm Pacific time.

**FAX**

For faster service, FAX your order form  
or P.O. to us at 310-768 1899.  
VISA/MC orders only, please.

## MAIL

To order by mail, send check, money  
order ( US\$, US or Canadian bank ) or  
VISA/MC information and this order  
form to: Goldnation USA Inc., 251 E.  
Redondo Beach Blvd., Gardena, CA 90248.  
Attention: Customer Service

## TECHNICAL SUPPORT

Technical support is available from 6 am  
to 5 pm Pacific time, Monday – Friday  
at 1-310-768 8866