


SUPERVISION™

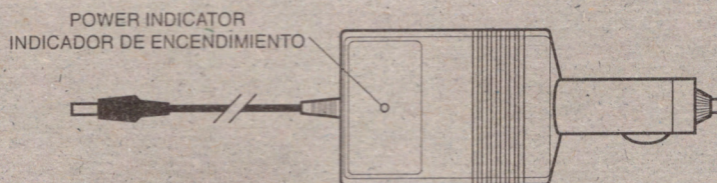

DC CAR ADAPTER ADAPTADOR PARA CARRO

Fuse Protection

Protección para el fusible



After removing the electric lighter, insert the Supervision DC Car Adapter.
Después de quitar el encendedor electrico inserté el adaptador para carro de SuperVision.



FAULT	FALLA	SUGGESTED ACTION	ACCION SUGERIDA
The power indicator does not lit. El indicador de encendido no scilumina.		<ul style="list-style-type: none"> • Replace the fuse (as shown in fig.1 and fig. 2). • Reemplazé el fusible (como es demostra en la figura 1 y figura 2). 	

Disconnect from Supervision before replacing the fuse.
Desconecte del SuperVision antes de reemplazar el fusible.

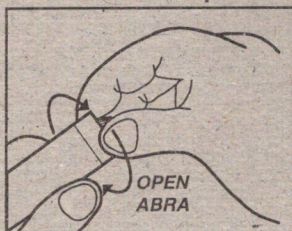


FIG. 1
FIGURA 1

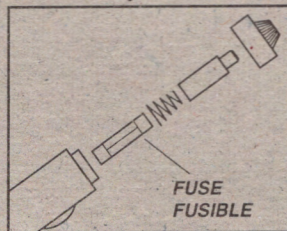


FIG. 2
FIGURA 2



USA and Canada
SuperVision
1-800-869 8866

Mexico & Latin America
Golden Free Trade
1-915-779 0679

NO. 9320D (ES0)